




ROUTE NO.1

1. **Prague Castle** - the world's largest Medieval castle. The dominant of the castle is St. Vitus Cathedral, construction of the cathedral took about 700 years. Entrance to the castle and the cathedral is FREE. Find more on prague.eu
2. **Wallenstein Garden** - baroque garden created in the first part of 15th century. In summer the garden is the venue for concerts and theatrical performances. Find more on prague.eu
3. **Náplavka** - riverside view to the Charles bridge with swans. A perfect spot to make a memorable or romantic photo.
4. **Malostranské náměstí** - the square is the centre of the Malá Stána area in Prague and features many historical buildings dominated by the Baroque church of St Nicholas. Find more on prague.eu
5. **Charles bridge** - Prague's oldest bridge, which construction began in 1357 under the auspices of Charles IV and was finished in 1402. It is built of sandstone blocks, flanked at each end by fortified towers (Lesser Town Bridge Towers, Old Town Bridge Tower). Find more on prague.eu
6. **Old Town Hall with Astronomical Clock** - the oldest part of the complex consists of the southern wing a beautiful Gothic tower with a bay chapel and a unique astronomical clock – known as the Orloj – where, every hour between 9 am and 11 pm, the twelve apostles appear. Find more on prague.eu
7. **Old Town Square** - the most significant square of historical Prague, it was founded in the 12th century and has been witness to many historical events. In addition to the Old Town Hall and the Church of Our Lady before Týn, the square is dominated by the Baroque Church of St Nicholas, the Rococo Kinský Palace, the Gothic House at the Stone Bell and the monument to Jan Hus. Find more on prague.eu
8. **Powder Gate Tower** - one of the most significant monuments of Late Gothic Prague. Completed in 1475, the Powder Gate Tower, which formerly served as a gunpowder store, is still the starting point for the Coronation or Royal Route to Prague Castle. Find more on prague.eu
9. **Municipal House** - an Art Nouveau building, decorated by leading artists and sculptors such as Alfons Mucha, Jan Preisler, Ladislav Šaloun, and others. Find more on prague.eu




on-line quiz



QUIZ ROUTE NO.1

For on-line version of the quiz click [here](#)


Have fun while exploring Prague!
Find the tasks with the diamond  signs on the map. Play alone or with your friends: the one who loses pays for the drinks this night!
1 correct answer = 1 point*



1. Welcome to Prague Castle! Let's start with St. Vitus Cathedral. Before its construction was finished there was another entrance to the cathedral. Now it is closed with the fence, where 12 horoscope signs are presented. Find your horoscope sign on a fence to get your first point!



2. Well done! On your way right by the walls of the cathedral you will find a statue of the most famous Czech saint - Jan Nepomuk, who is easily recognized by the stars above his head. How many stars are there?




3. Wallenstein Garden has a secret point: there is an artificial stalactite cave (grotta). To the right from the cave, there is a wired aviary designed for keeping exotic birds. Go and find out which birds are kept there!




4. On the corner of the building by the riverside - point no. 3 on the map - you will find a memory table presenting the water level during the biggest flood in the Czech Republic. Find the hidden table and tell when the flood took place.



5. You are situated nearby the narrowest Prague street. It is so narrow that there was even a pedestrian traffic light placed. Count the stairs on the street. How many are there?



6. Right in the middle of Charles Bridge there is a place where you can make a wish. It is marked with a small fence with an image of a famous Czech person. Who is it?



7. On the Malé Square (Little square), right before the Old Town Square and Astronomical clock, stands the oldest Prague fountain. It is framed with a beautiful fence. Find the note on the fence in what year was the fountain founded.



8. You are almost at the end of the route, well done! Have a look around the Old Town Square. On the ground there is a long line, originally made to recognize what time is it. What time does the line show?



9. Great, you are by the last task. Look at the Gun Powder Gate (point 8 on the map). All the route that you made today is a part of the Old Czech Royal Route used by Czech kings. Guess, was it the beginning of The Route to Prague Castle or opposite, the end of the King's way?

